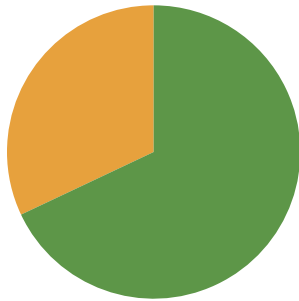


**Examination Statistics Report
January 1, 2022 - June 30, 2022**

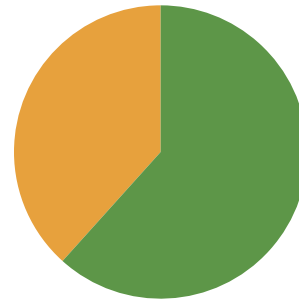
Virginia

● Pass ● Fail



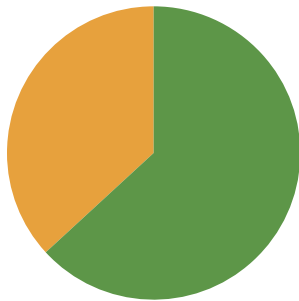
National Board Exam
Arts
712 examinees
484 passed/228 failed

● Pass ● Fail



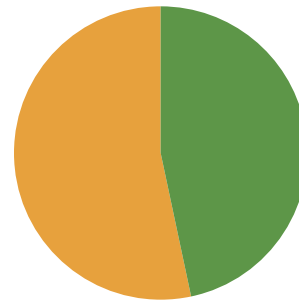
National Board Exam
Sciences
673 examinees
415 passed/258 failed

● Pass ● Fail



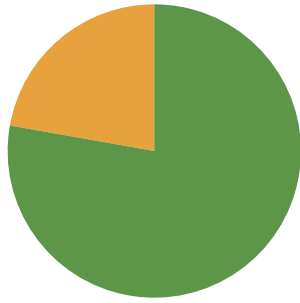
Brightpoint CC
Arts
19 examinees
12 passed/7 failed

● Pass ● Fail



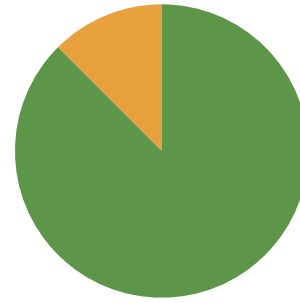
Brightpoint CC
Sciences
15 examinees
7 passed/8 failed

● Pass ● Fail



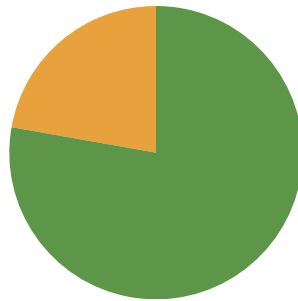
Tidewater CC
Arts
9 examinees
7 passed/2 failed

● Pass ● Fail



Tidewater CC
Sciences
8 examinees
7 passed/1 failed

● Pass ● Fail



Virginia
Laws, Rules & Regs
43 examinees
38 passed/5 failed

The National Board Exam is based on a nationwide survey of licensees diverse in experience, geography, race, ethnicity and gender. The survey was completed in 2021 and the adopted blueprint reflects the jobs/tasks that these licensees collectively deemed important for minimally competent candidates for licensure. Statistics are calculated based on first time examinees. Please direct any questions to director@theconferenceonline.org.